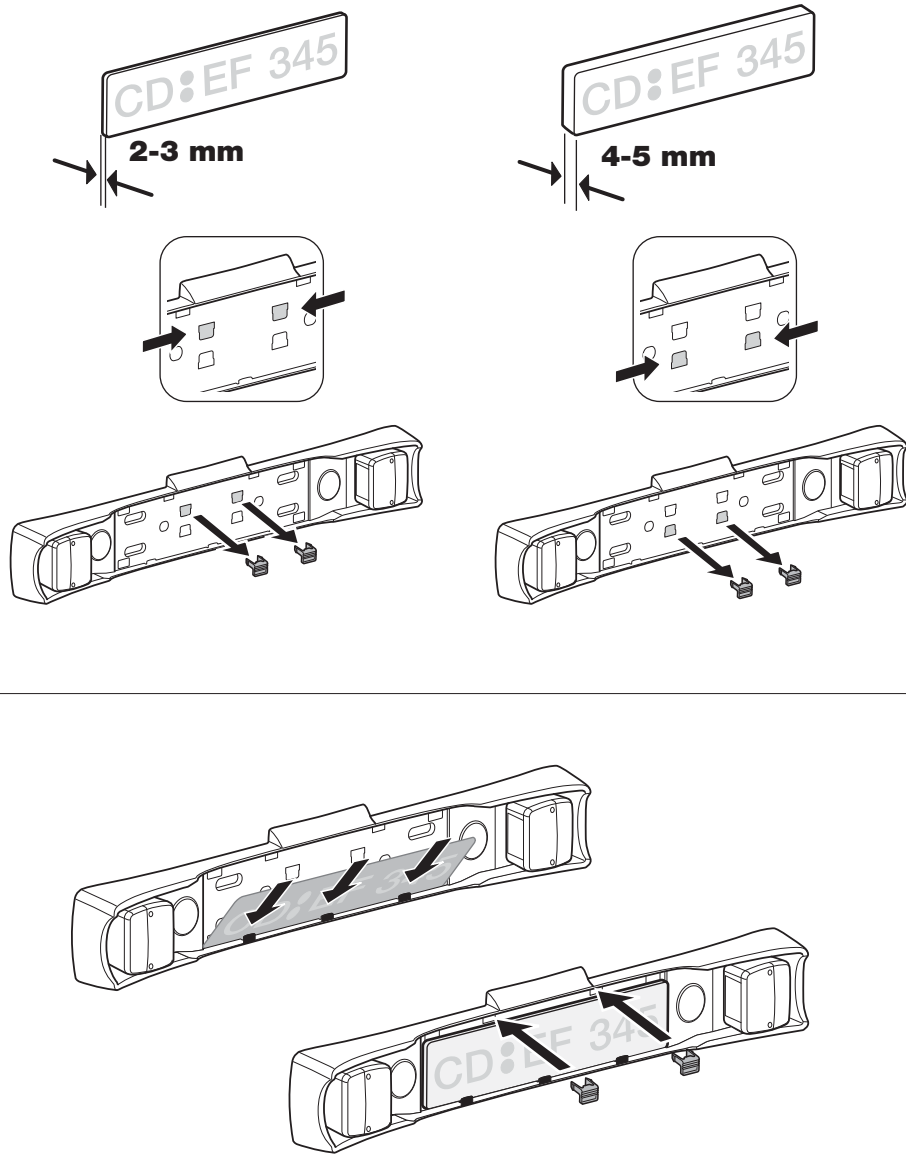


3

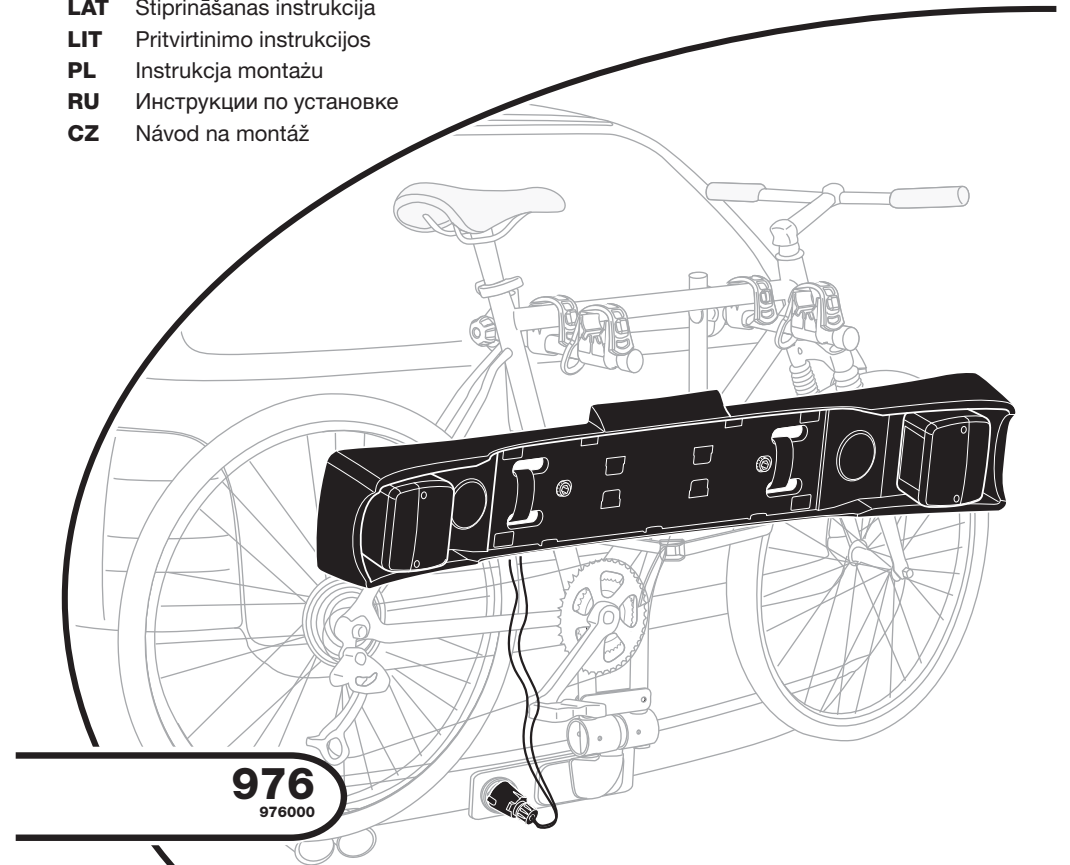


**THULE**<sup>®</sup>  
SWEDEN

# Light board

- GB** Fitting instructions
- D** Montageanleitung
- F** Instructions de montage
- NL** Montage-instructies
- I** Istruzioni per il montaggio
- E** Instrucciones de montaje
- PT** Instruções de Montagem
- S** Monteringsanvisning
- FIN** Asennusohje
- EST** Paigaldusjuhend
- LAT** Stiprināšanas instrukcija
- LIT** Pritvirtinimo instrukcijos
- PL** Instrukcja montażu
- RU** Инструкции по установке
- CZ** Návod na montáž

- SK** Návod na montáž
- SLO** Navodila za pritrjevanje
- HR** Uputa za sastavljanje
- HU** A felszerelés módja
- GR** Οδηγίες συναρμολόγησης
- TR** Montaj talimatları
- 中文** 安装说明
- 日本語** 取扱(取付)説明書
- 한국어** 장착 지침
- ไทย** คำแนะนำการติดตั้ง

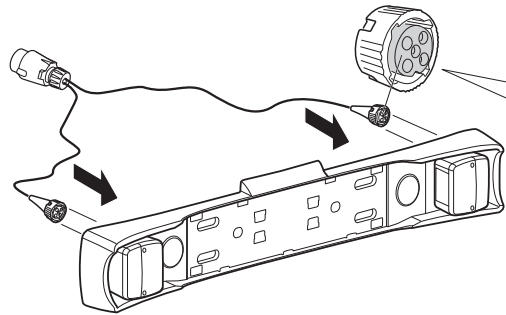
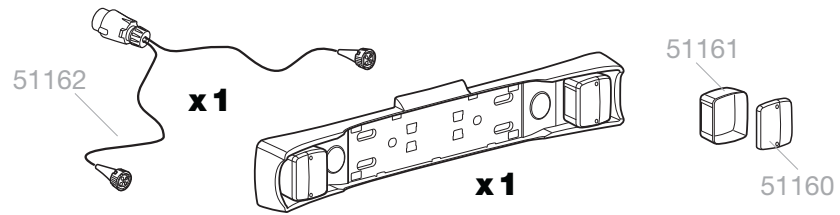


**976**  
976000

**Follow me...**

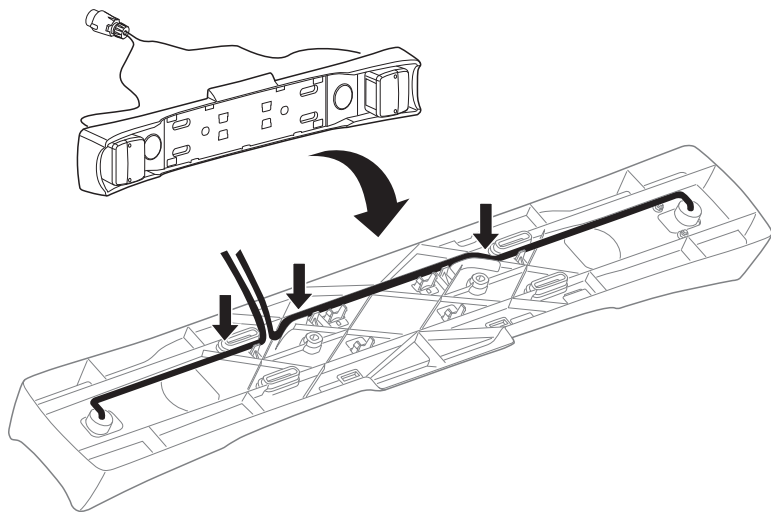
825•4DF/501-7382

501-7382

**1**

- |            |         |
|------------|---------|
| <b>LAT</b> | Zaļš    |
| <b>LIT</b> | Zalia   |
| <b>PL</b>  | Zielony |
| <b>RU</b>  | Зеленый |
| <b>CZ</b>  | Zelená  |
| <b>SK</b>  | Zelená  |
| <b>SLO</b> | Zelena  |
| <b>HR</b>  | Zelena  |
| <b>HU</b>  | Zöld    |
| <b>GR</b>  | Πράσινο |
| <b>TR</b>  | Yeşil   |
| <b>中文</b>  | 綠色      |
| <b>한국어</b> | 그리언     |
| <b>日本語</b> | 녹색      |
| <b>ไทย</b> | เขียว   |

- |           |       |            |          |
|-----------|-------|------------|----------|
| <b>GB</b> | Green | <b>E</b>   | Verde    |
| <b>D</b>  | Grün  | <b>PT</b>  | Verde    |
| <b>F</b>  | Vert  | <b>S</b>   | Grön     |
| <b>NL</b> | Groen | <b>FIN</b> | Vihreä   |
| <b>I</b>  | Verde | <b>EST</b> | Roheline |

**2**