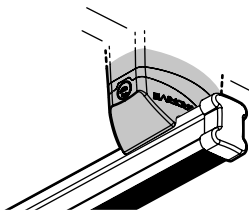
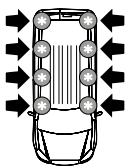




NORDRIVE® is a registered trademark of
LAMPA S.p.A.
 Via G. Rossa 53/55, 46019 Viadana (MN) ITALY
 Tel. +39 0375 820700
 UNI EN ISO 9001:2015 Certified Company
 www.nordrive.it www.lampa.it

NORDRIVE®
 TRANSPORT SOLUTIONS

- ① STAFFE DI FISSAGGIO
- GB FITTING KIT
- F PATTES DE FIXATION
- D BEFESTIGUNGSFÜßE
- E FIJACIÓN



KIT x8

01/21 →

VOLKSWAGEN CADDY MAXI LIFE

01/21 →

VOLKSWAGEN CADDY MAXI



Art. **N30414**

CUT SIGILLO - SEAL CUT SIGILLO - SEAL CUT SIGILLO - SEAL CUT SIGILLO - SEAL CUT SIGILLO - SEAL CUT SIGILLO - SEAL CUT SIGILLO - SEAL CUT SIGILLO - SEAL

NORDRIVE®
 TRANSPORT SOLUTIONS

① STAFFE DI FISSAGGIO

Da abbinare alle barre:

- KARGO (ACCIAIO)
- KARGO-PLUS (ALLUMINIO)

GB FITTING KIT

To combine with bars:

- KARGO (STEEL)
- KARGO-PLUS (ALUMINIUM)

F PATTES DE FIXATION

À combiner avec les barres:

- KARGO (ACIER)
- KARGO-PLUS (ALUMINIUM)

D BEFESTIGUNGSFÜßE

Zum Kombinieren mit spezifischen Lastenträgern:

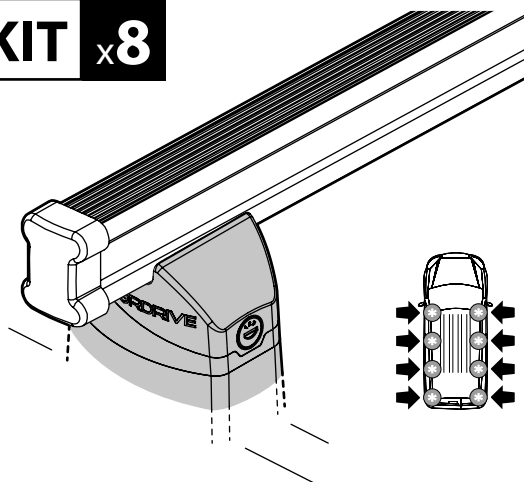
- KARGO (STAHL)
- KARGO-PLUS (ALUMINIUM)

E FIJACIÓN

Para combinar con la barras portacargas:

- KARGO (ACERO)
- KARGO-PLUS (ALUMINIO)

KIT x8



TESTATO E CERTIFICATO

MAX
200 kg



TESTED AND APPROVED - GEPRÜFT UND ZERTIFIZIERT

VOLKSWAGEN CADDY MAXI
VOLKSWAGEN CADDY MAXI LIFE

01/21 →

01/21 →

Art. **N30414**



8 034057 304141

Lot N°

Made in China

Art. **N30414**


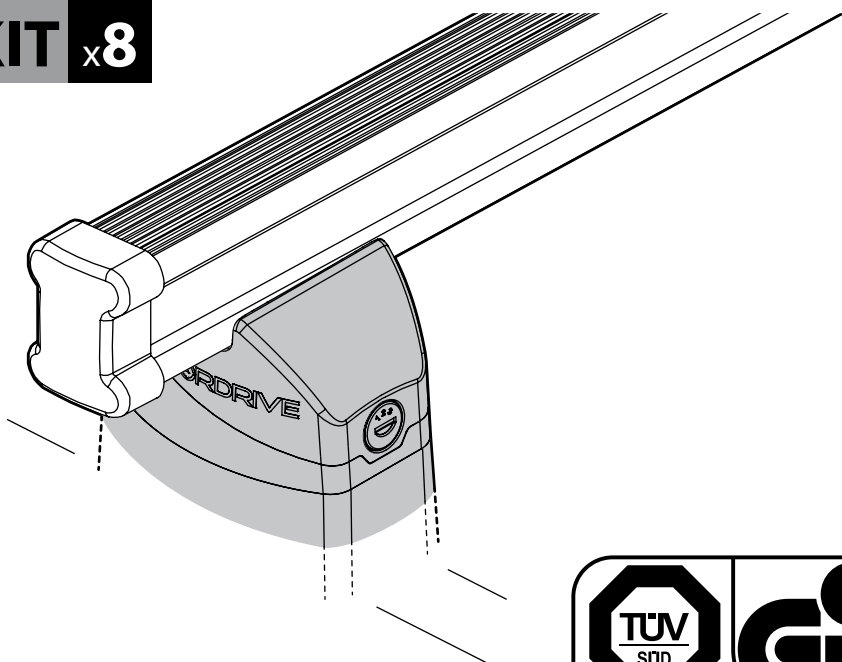
**VOLKSWAGEN CADDY
MAXI**

2016
01/21 →

**VOLKSWAGEN CADDY
MAXI LIFE**

2020
01/21 →

KIT x8



- ① ADATTO PER
- Ⓒ SUITABLE FOR
- Ⓕ INDIQUÉ POUR
- Ⓓ GEEIGNET FÜR
- Ⓔ ADECUADA PARA

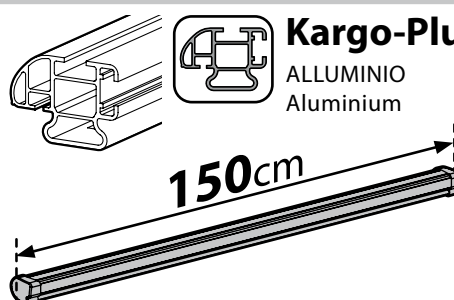
**NORDRIVE
KARGO SERIES**

- ① ISTRUZIONI DI MONTAGGIO
- Ⓒ FITTING INSTRUCTIONS
- Ⓓ MONTAGEANLEITUNG
- Ⓕ INSTRUCTIONS DE MONTAGE
- Ⓔ ISTRUCCIONES DE MONTAJE
- Ⓖ INSTRUÇÕES DE MONTAGEM
- Ⓗ MONTAGE-INSTRUCTIES
- Ⓖ MONTERINGSANVISNING
- Ⓕ ASENNUSOHJE
- Ⓔ PAIGALDUSJUHEND
- Ⓕ STIPRIŅĀŠANAS INSTRUKCIJA
- Ⓕ PRITVIRTINIMO INSTRUKCIJOS
- Ⓕ INSTRUKCJA MONTAŻU
- Ⓕ Инструкции по установке
- Ⓕ NÁVOD NA MONTÁŽ
- Ⓕ NÁVOD NA MONTÁŽ
- Ⓕ NAVODILA ZA PRITRJEVANJE
- Ⓕ UPUTA ZA SASTAVLJANJE
- Ⓕ A FELSZERELÉS MÓDJA
- Ⓕ Οδηγίες συναρμολόγησης
- Ⓕ MONTAJ TALIMATLARL
- Ⓕ ИНСТРУКЦИИ ЗА МОНТАЖ
- Ⓕ UPUTSTVA ZA MONTAŽU



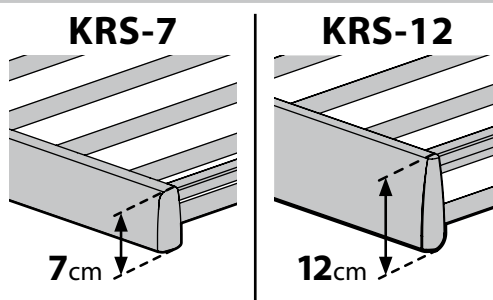
Kargo
ACCIAIO
Steel

- ① BARRE KARGO
- Ⓒ KARGO BARS
- Ⓕ BARRES KARGO
- Ⓓ DACH-LASTENTRÄGER KARGO
- Ⓔ BARRES KARGO



Kargo-Plus
ALLUMINIO
Aluminium

- ① BARRE KARGO-PLUS
- Ⓒ KARGO-PLUS BARS
- Ⓕ BARRES KARGO-PLUS
- Ⓓ DACH-LASTENTRÄGER KARGO-PLUS
- Ⓔ BARRES KARGO-PLUS



KRS-7

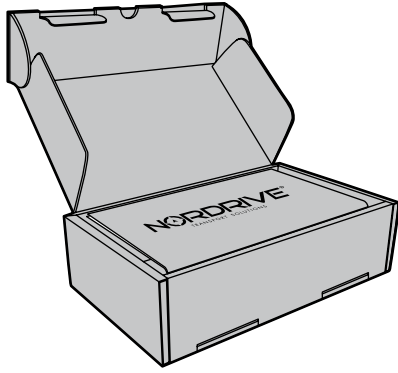
KRS-12

- ① CESTE PORTATUTTO KRS-7 / KRS-12
- Ⓒ KRS-7 / KRS-12 VAN ROOF RACKS
- Ⓕ GALERIE KRS-7 / KRS-12
- Ⓓ DACHKÖRBEŃ KRS-7 / KRS-12
- Ⓔ BACAS KRS-7 / KRS-12

Art. **N10010** x4

Art. **N10040** x4

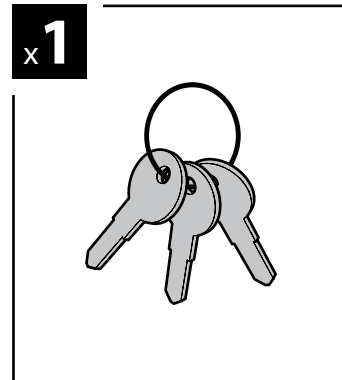
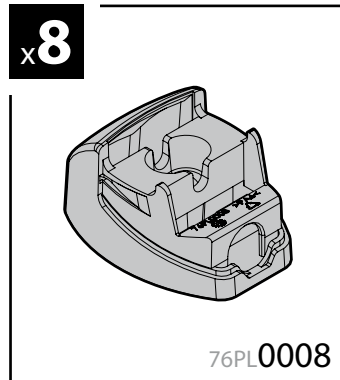
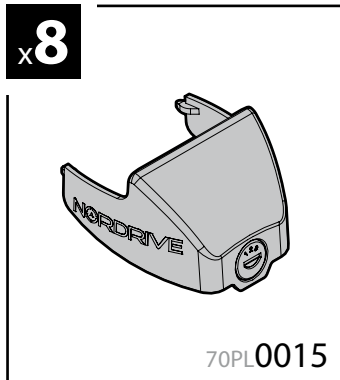
NORDRIVE[®]
TRANSPORT SOLUTIONS



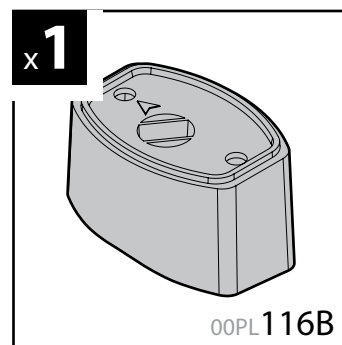
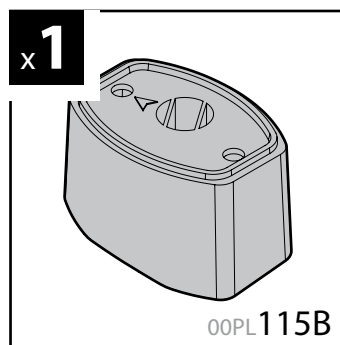
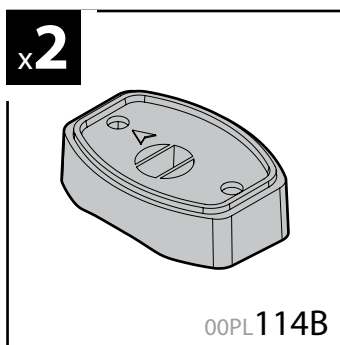
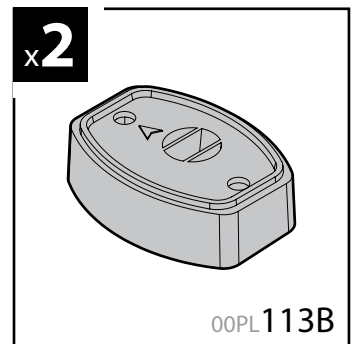
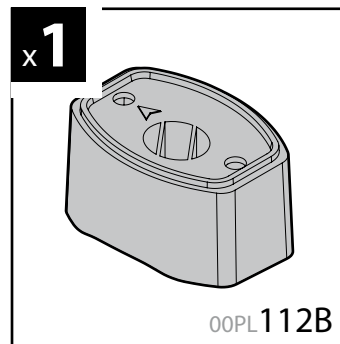
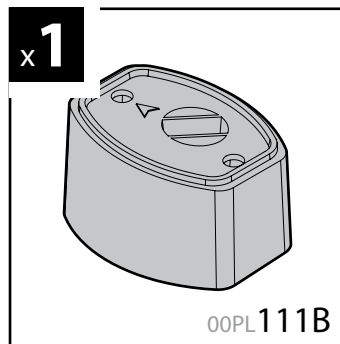
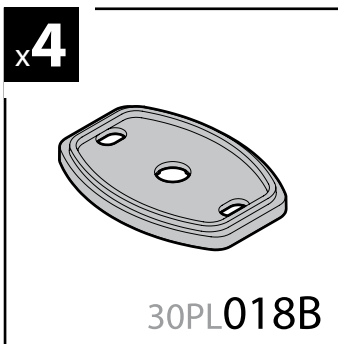
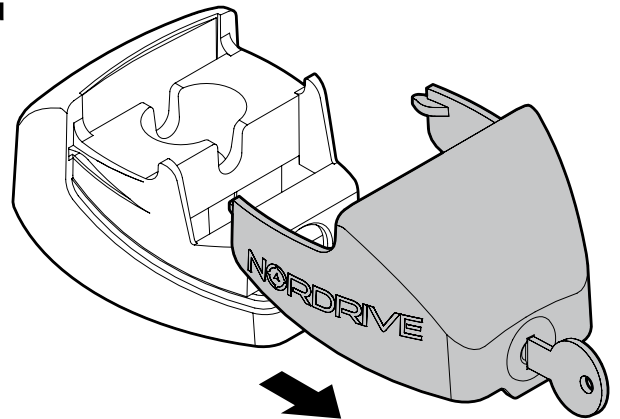
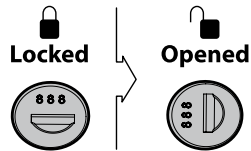
NORDRIVE[®]

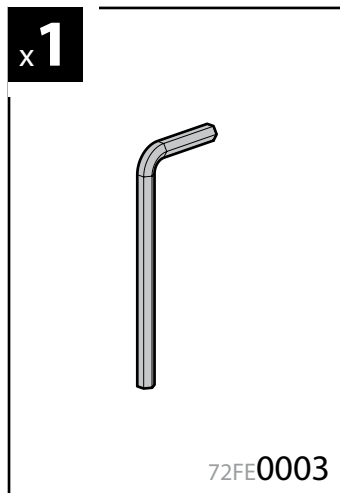
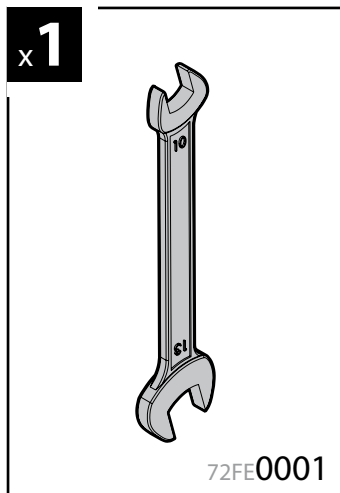
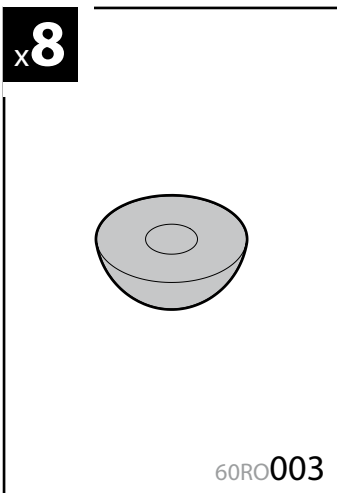
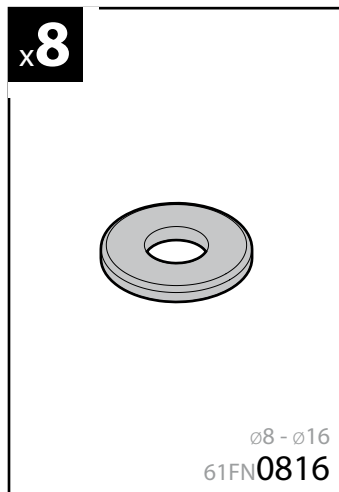
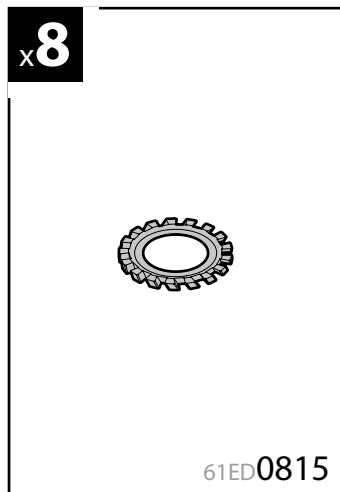
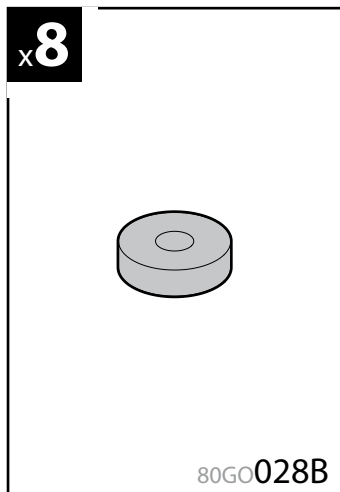
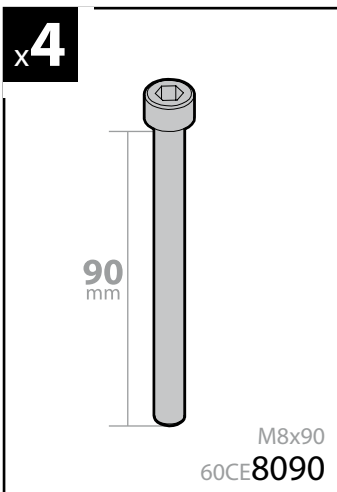
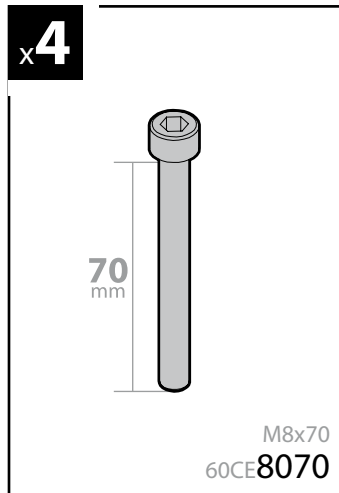
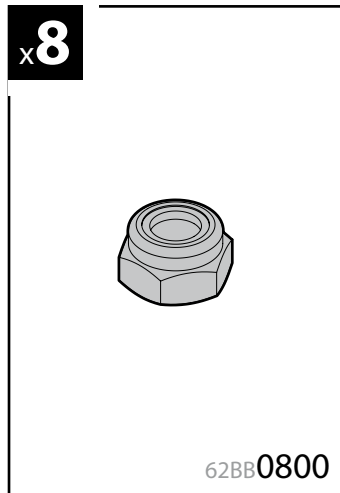
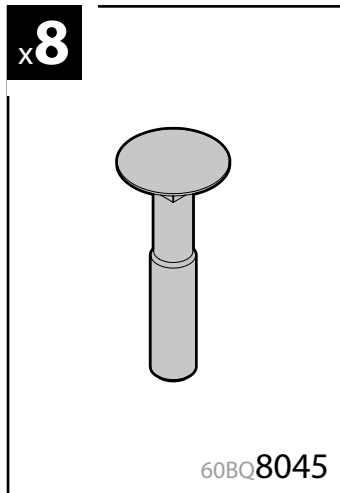
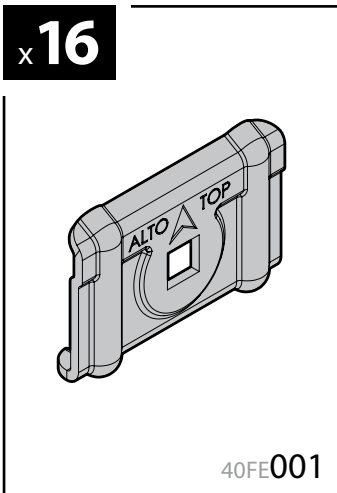
TRANSPORT SOLUTIONS


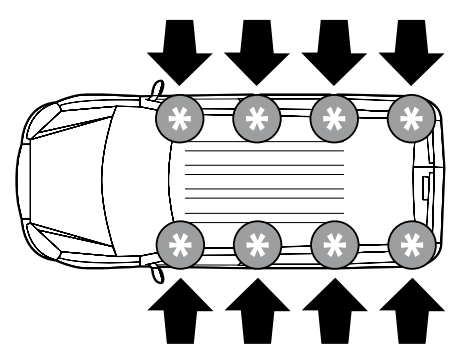


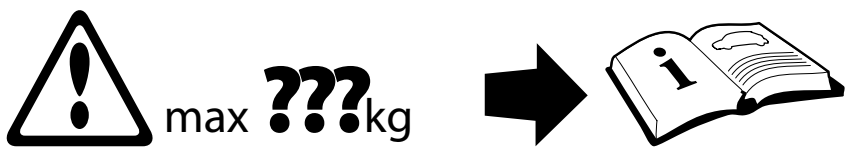
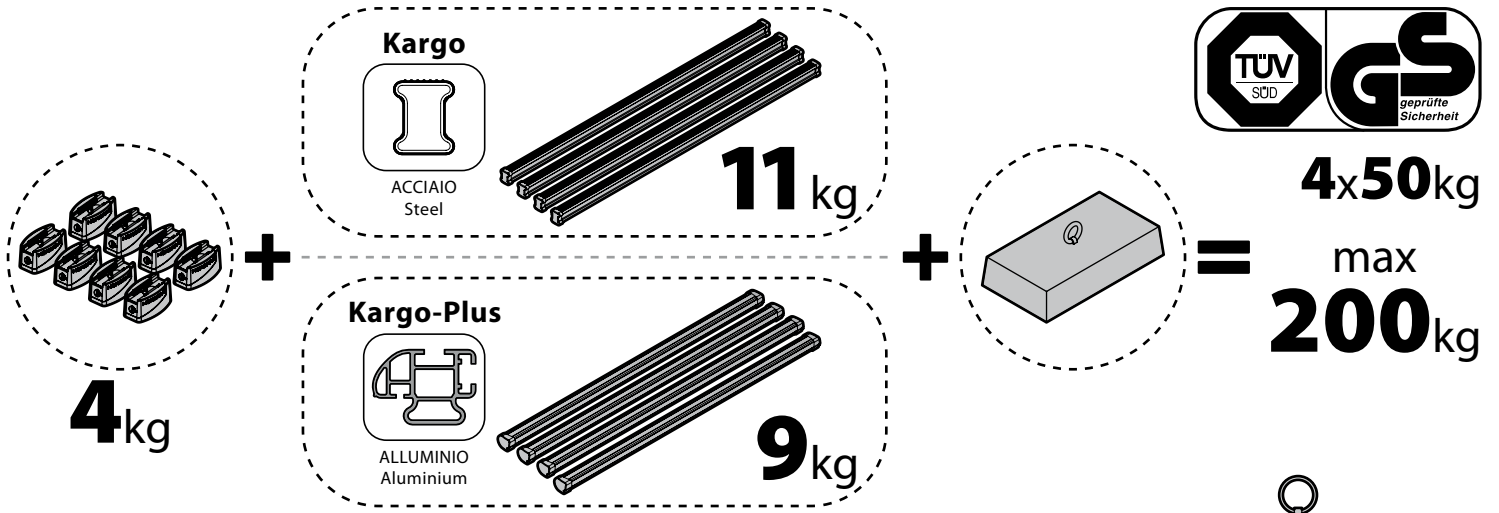
Art. **N30414**



1 x Year





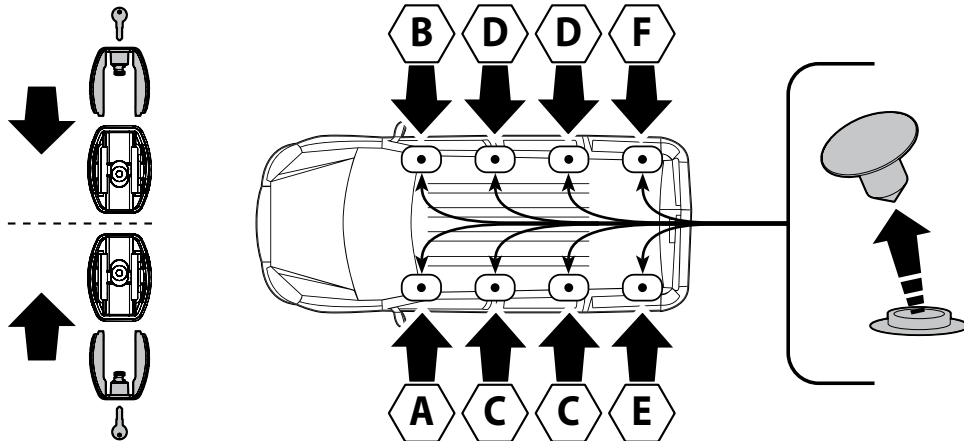


(I) ISTRUZIONI DI MONTAGGIO
 (GB) FITTING INSTRUCTIONS
 (D) MONTAGEANLEITUNG
 (F) INSTRUCTIONS DE MONTAGE
 (E) INSTRUCCIONES DE MONTAJE
 (P) INSTRUÇÕES DE MONTAGEM
 (NL) MONTAGE-INSTRUCTIES
 (S) MONTERINGSANVISNING

(FIN) ASENNUSOHJE
 (EST) PAIGALDUSJUHEND
 (LAT) STIPRINĀŠANAS INSTRUKCIJA
 (LT) PRITVIRTINIMO INSTRUKCIJOS
 (PL) INSTRUKCJA MONTAŻU
 (RUS) Инструкции по установке
 (CZ) NÁVOD NA MONTÁŽ
 (SK) NÁVOD NA MONTÁŽ

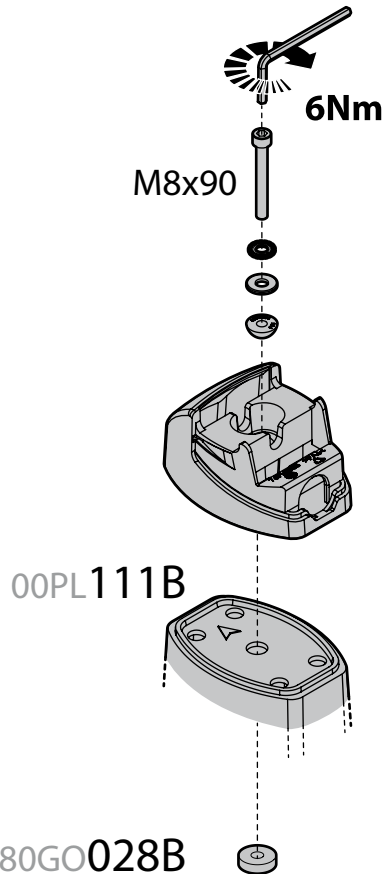
(SLO) NAVODILA ZA PRITRJEVANJE
 (HR) UPUTA ZA SASTAVLJANJE
 (H) A FELSZERELÉS MÓDJA
 (GR) Οδηγίες συναρμολόγησης
 (TR) MONTAJ TALIMATLARI
 (BG) ИНСТРУКЦИИ ЗА МОНТАЖ
 (SRB) UPUTSTVA ZA MONTAŽU

1



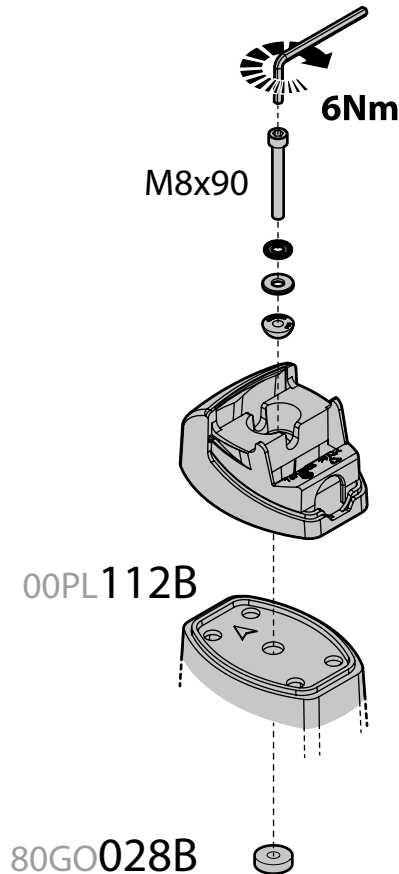
2

A



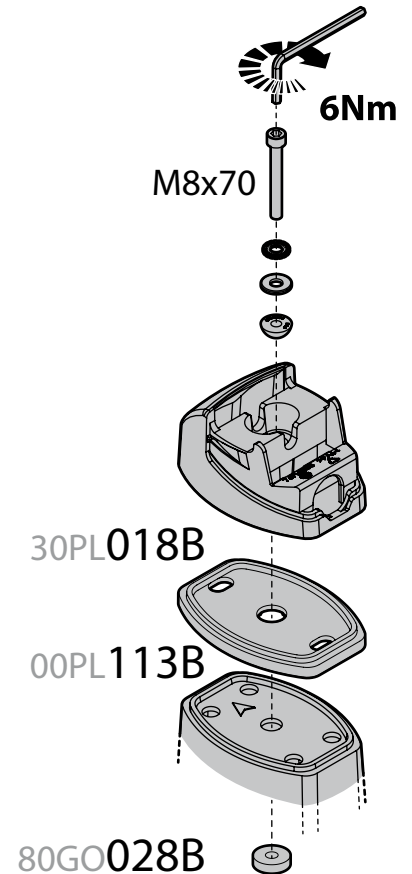
2

B



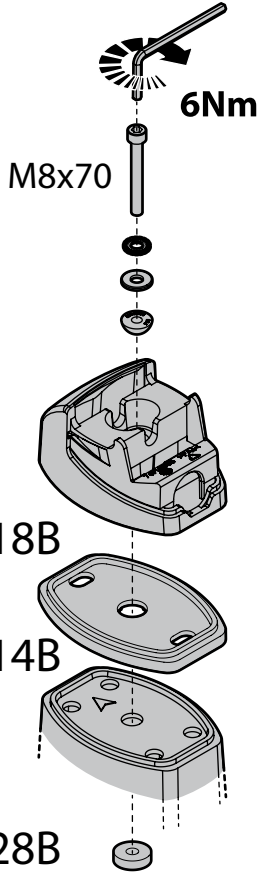
2

C



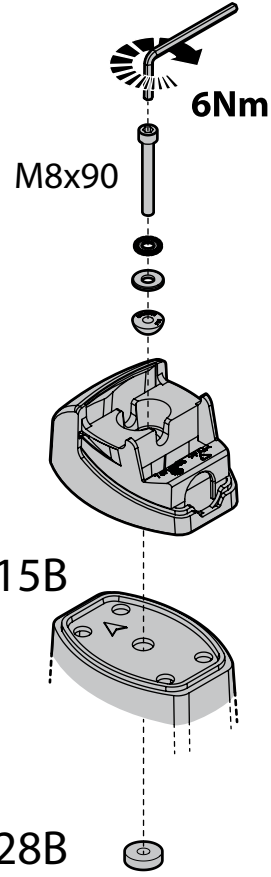
2

D



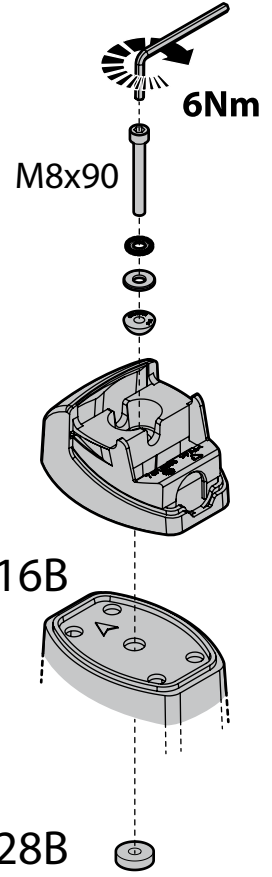
2

E



2

F



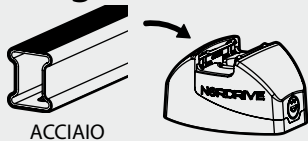


ATTENZIONE WARNING



Kargo

A

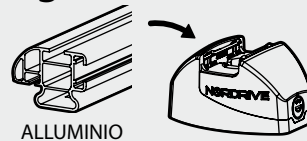


ACCIAIO
Steel

MONTAGGIO DIRETTO
SUI KIT PIEDI SPECIFICI
DIRECTLY ON FOOT KITS
BEFESTIGUNGSFÜSSE

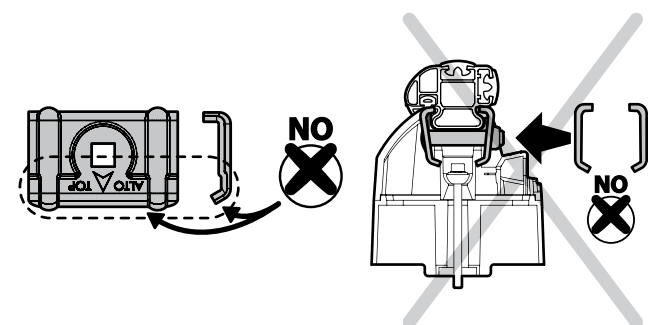
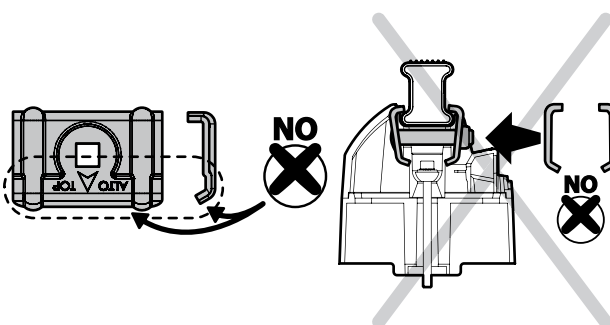
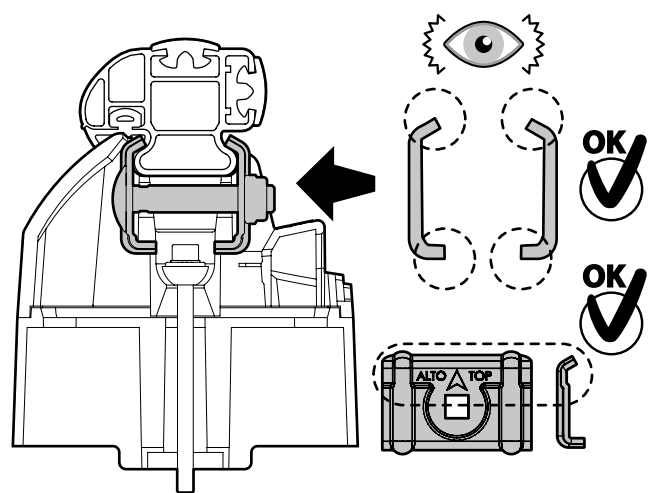
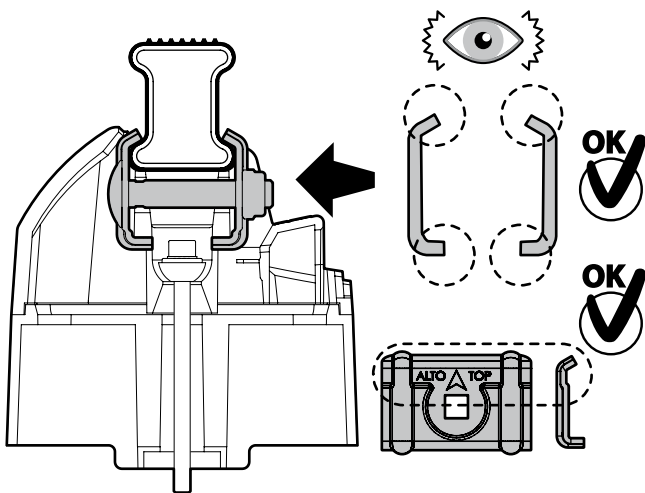
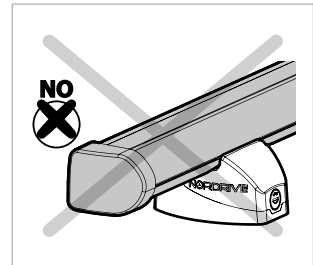
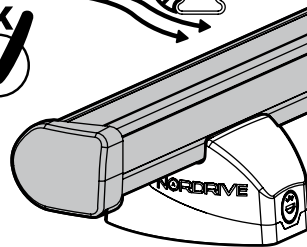
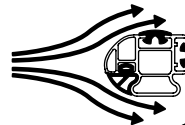
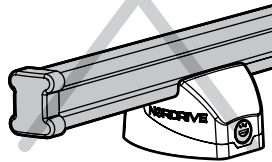
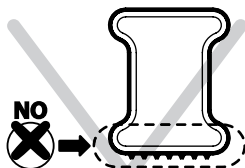
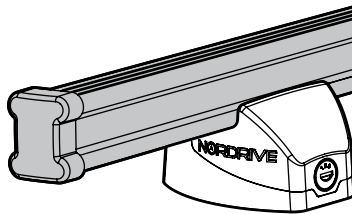
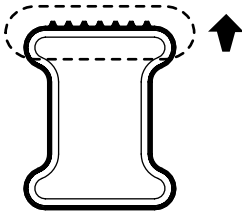
Kargo-Plus

B

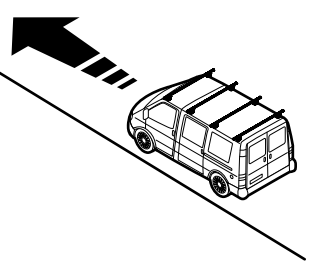
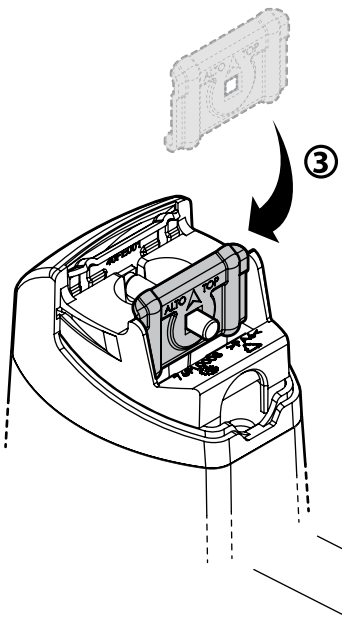
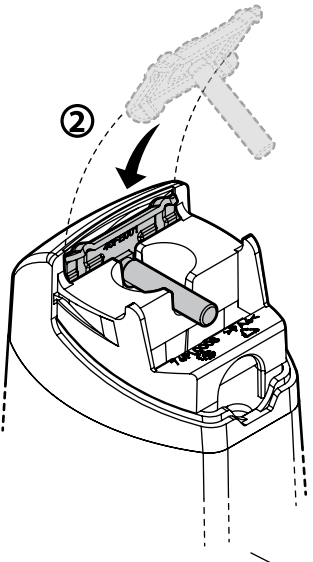
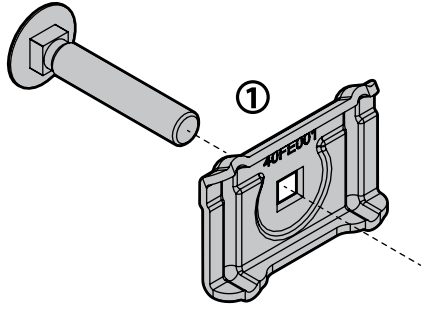


ALLUMINIO
Aluminium

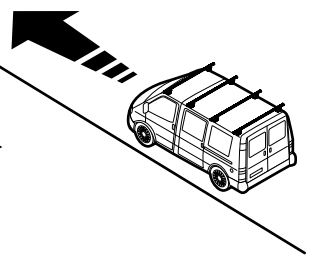
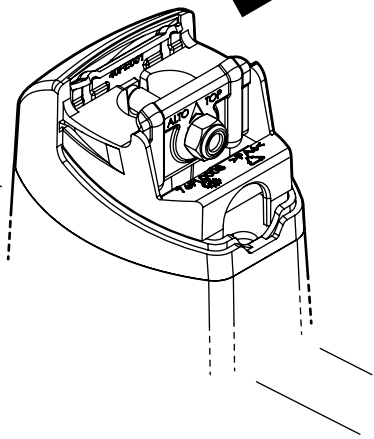
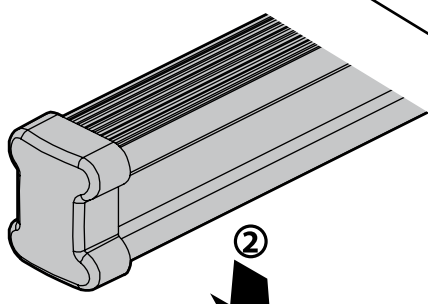
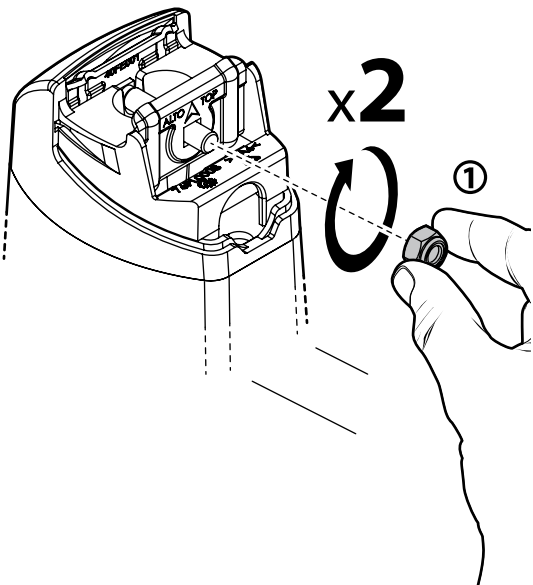
MONTAGGIO DIRETTO
SUI KIT PIEDI SPECIFICI
DIRECTLY ON FOOT KITS
BEFESTIGUNGSFÜSSE



3

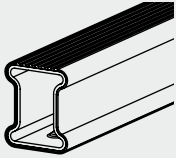


4




5

A



Kargo



ACCIAIO
Steel

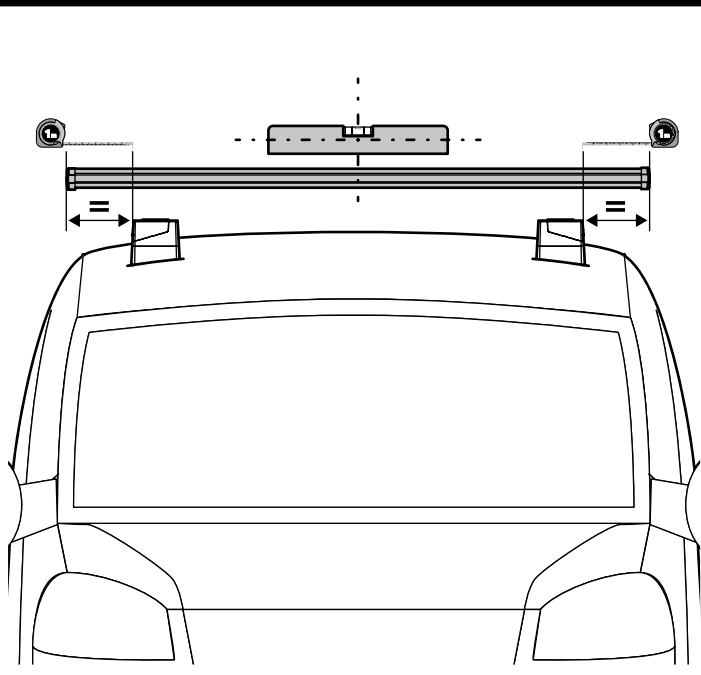
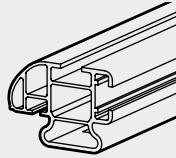



Diagram showing the Kargo steel bar being installed on a car roof. The bar is shown being placed onto the roof rails, with arrows indicating the direction of movement.

B



Kargo-Plus



ALLUMINIO
Aluminium

1

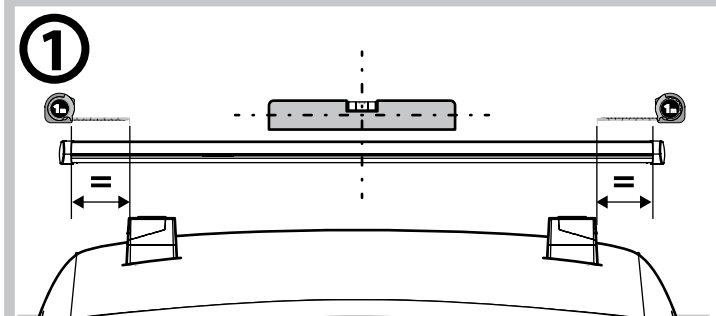


Diagram showing the Kargo-Plus aluminium bar being installed on a car roof. The bar is shown being placed onto the roof rails, with arrows indicating the direction of movement.

2

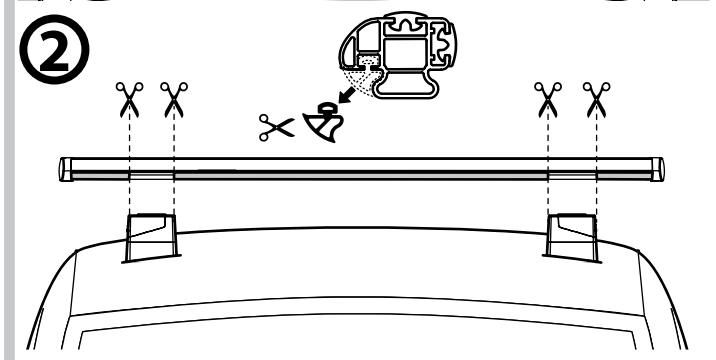


Diagram showing the Kargo-Plus aluminium bar being installed on a car roof. The bar is shown being placed onto the roof rails, with arrows indicating the direction of movement. A small inset shows the bar being cut to length with scissors.

6

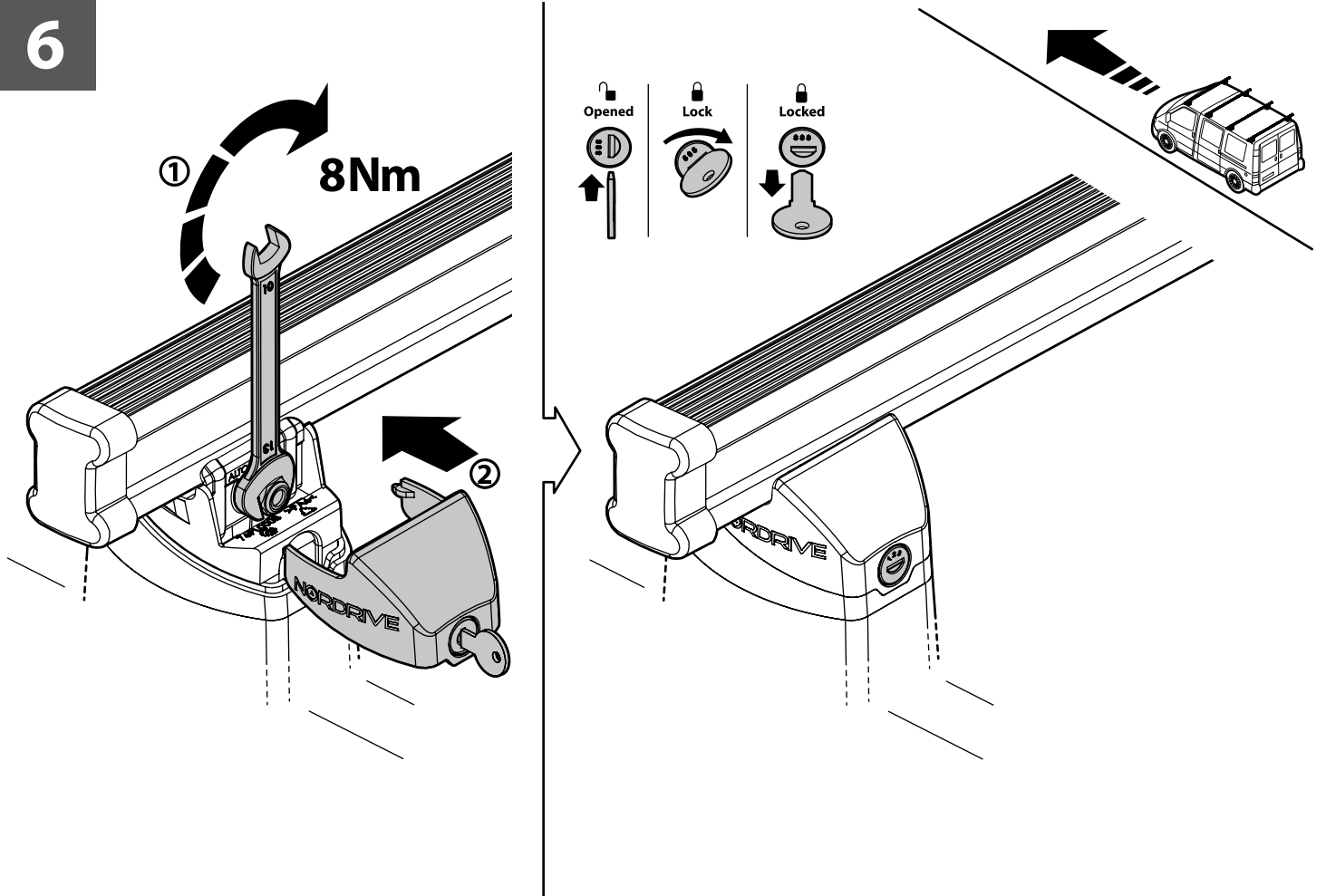


Diagram showing the Kargo bar locking mechanism. A key is used to lock the bar. The key is inserted into the lock and turned clockwise to lock the bar. The key is then removed, and the bar is shown in the locked position. The key is shown in the "Opened" position, "Lock" position, and "Locked" position. The key is shown in the "Opened" position, "Lock" position, and "Locked" position. The key is shown in the "Opened" position, "Lock" position, and "Locked" position.

1 8Nm

2

Opened Lock Locked

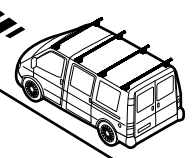
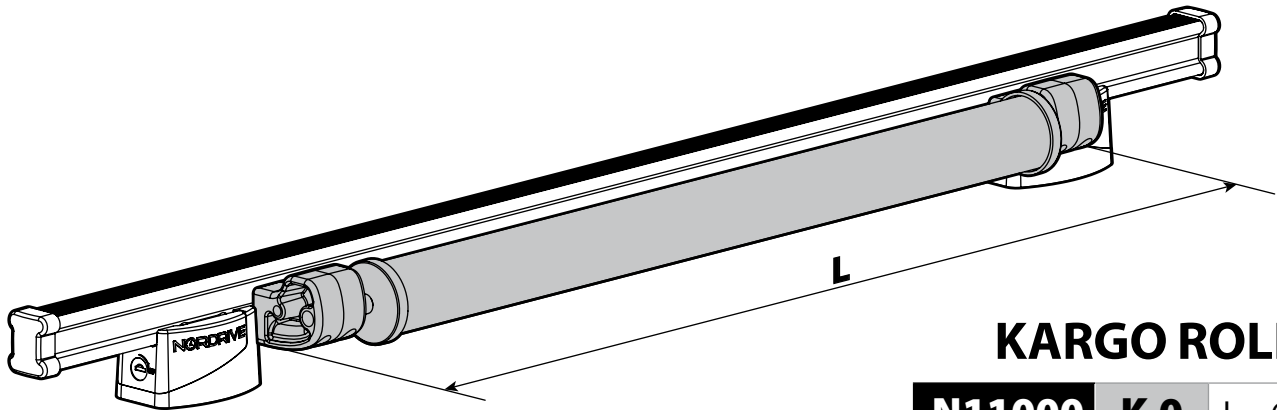


Diagram showing a van with Kargo bars installed on the roof. An arrow points to the van, indicating the direction of travel.

Kargo series

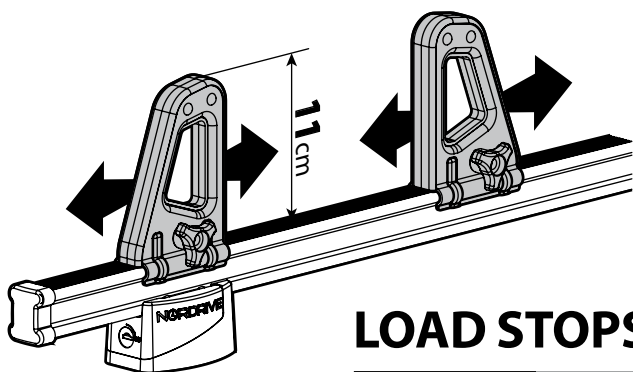


Acciaio / Steel



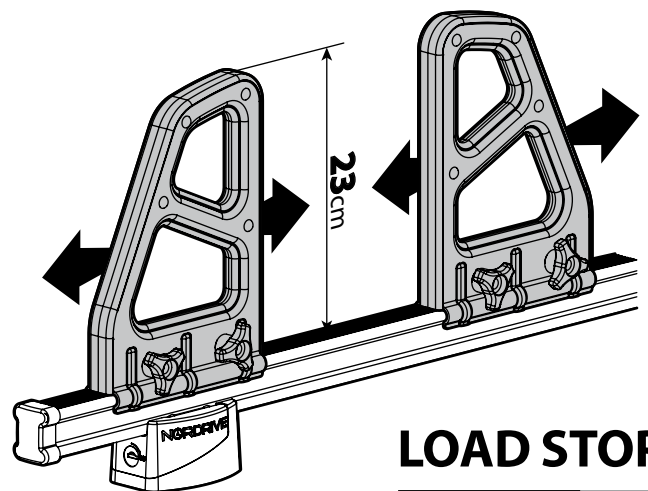
KARGO ROLLER

N11000	K-0	L = 64 cm
N11003	K-7	L = 96 cm



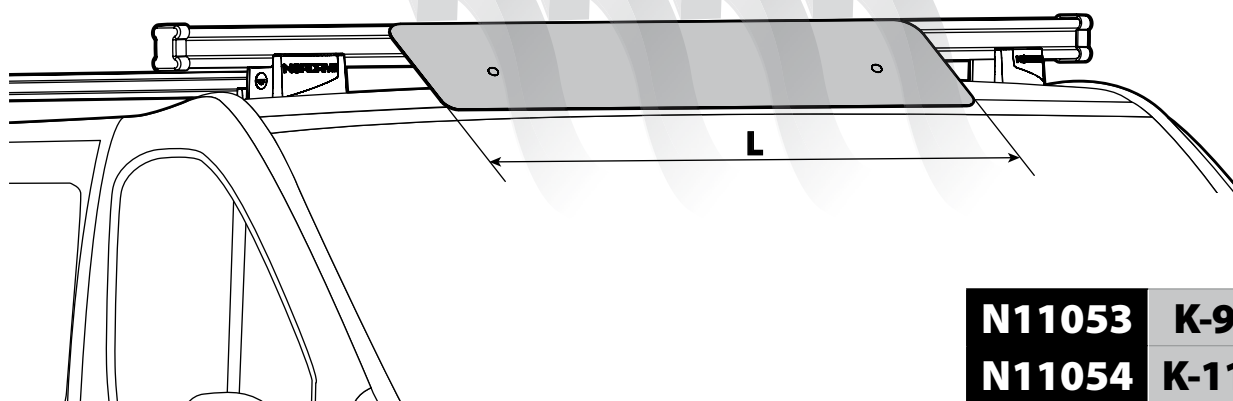
LOAD STOPS

N11001 K-1



LOAD STOPS

N11002 K-2

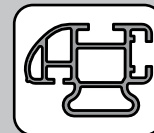


SPOILER

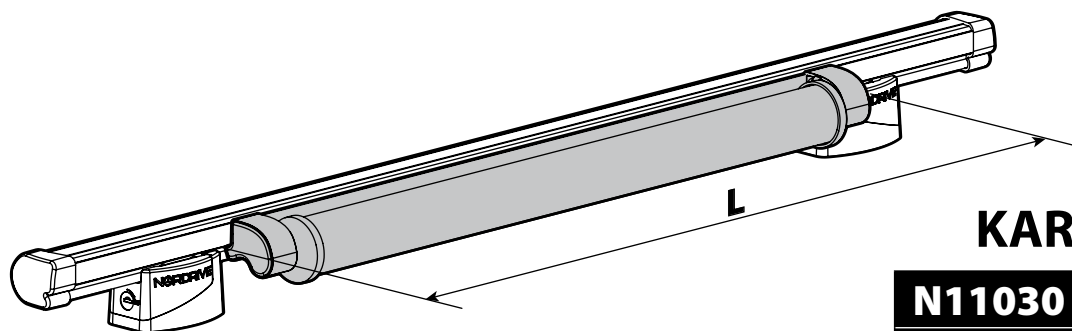
N11053	K-9	L = 95 cm
N11054	K-11	L = 110 cm

OPTIONALS PER / FOR / FÜR:

Kargo-Plus series



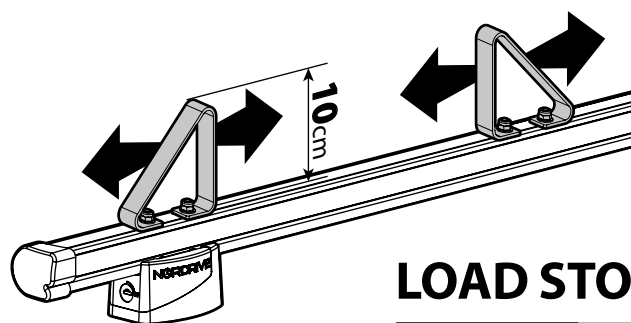
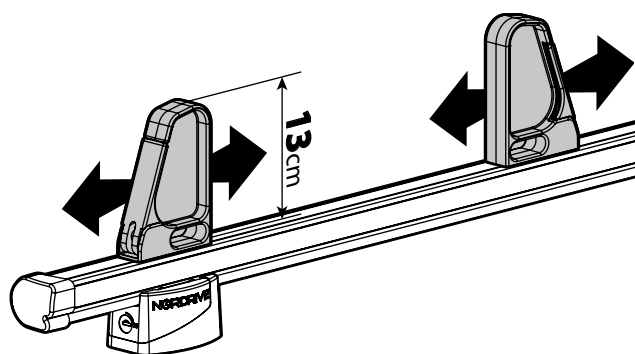
Alluminio / Aluminium



KARGO ROLLER

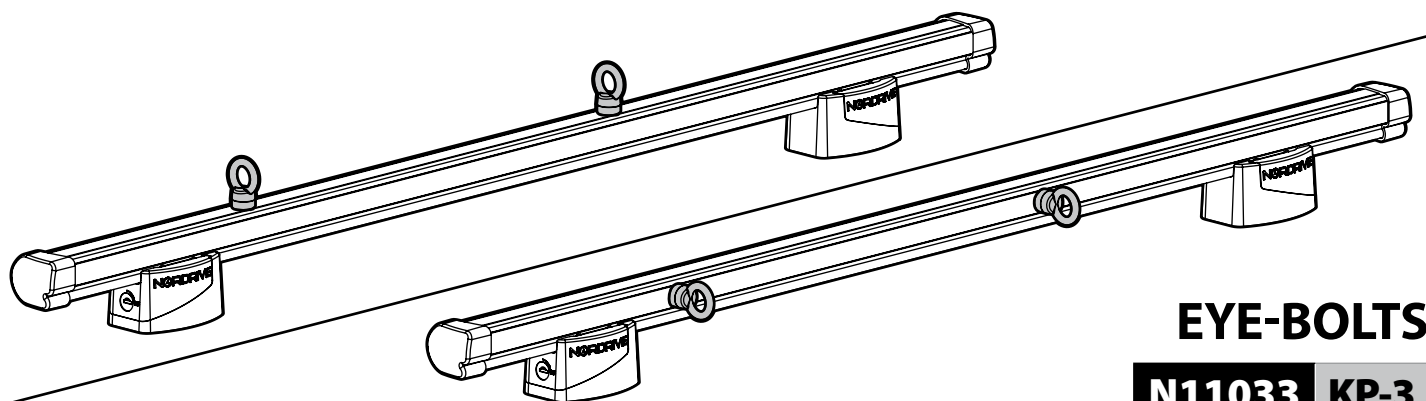
N11030 KP-0 L = 64 cm

N11034 KP-7 L = 96 cm



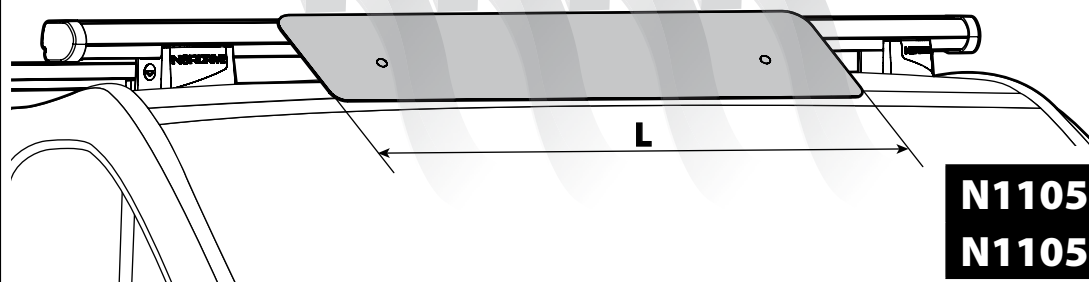
LOAD STOPS

N11031 KP-1



EYE-BOLTS

N11033 KP-3



SPOILER

N11057 KP-9 L = 95 cm

N11058 KP-11 L = 110 cm

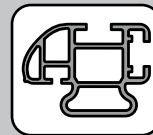
OPTIONALS PER / FOR / FÜR:

Kargo series



Acciaio / Steel

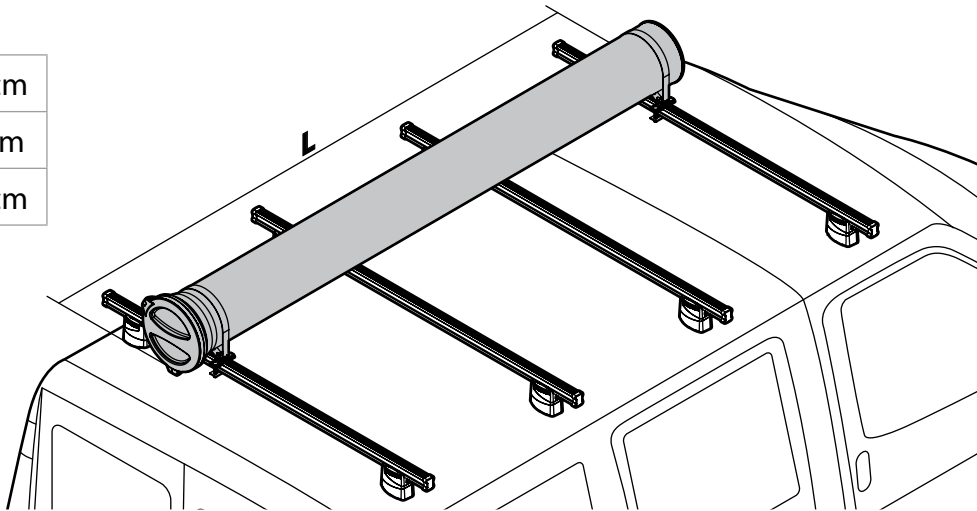
Kargo-Plus
series



Alluminio / Aluminium

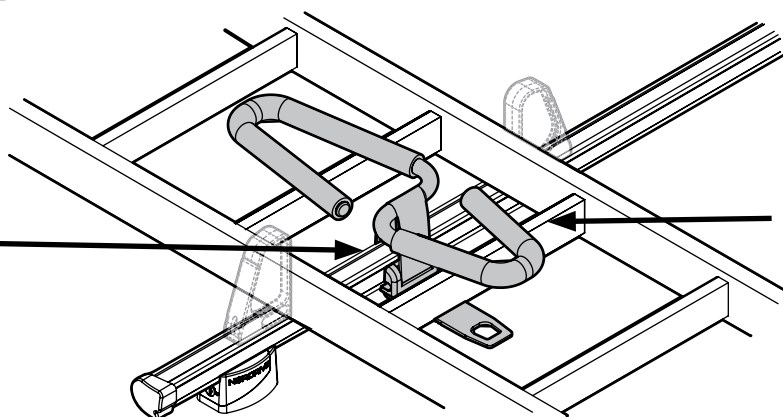
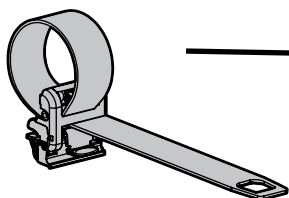
KARGO-TUBE

N11050	T200	L = 205 cm
N11051	T300	L = 305 cm
N11052	T400	L = 405 cm



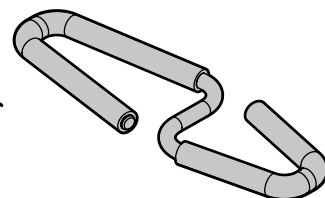
LADDER HOLDER STRAPS

N11065 U-5



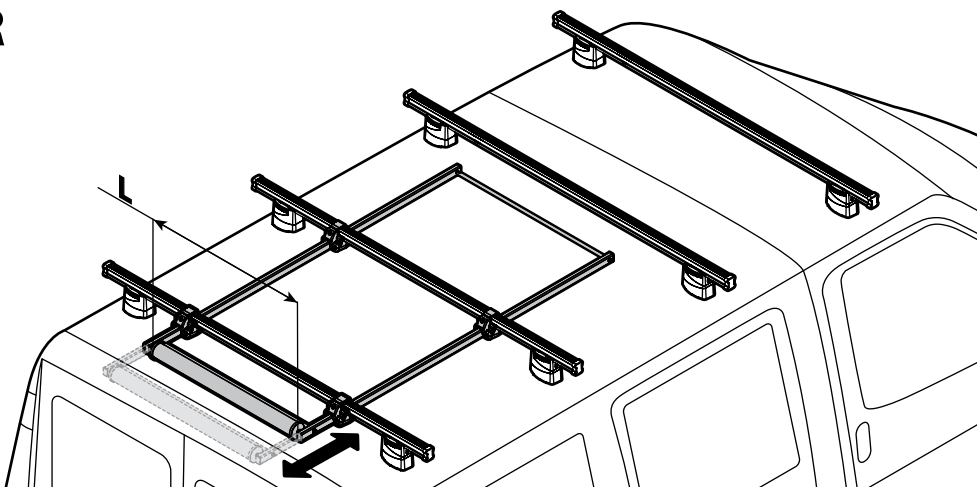
LADDER STEP ADAPTER

N11067 U-6



EXTENSION ROLLER

N11020	U-0	L = 64 cm
N11021	U-7	L = 96 cm



- (I) Lotto di produzione da comunicare per eventuali ricambi
- (GB) Production lot number to be communicated for any spare parts
- (F) Lot de production à communiquer pour toute pièce de rechange
- (D) Produktionscharge für eventuelle Ersatzteile
- (E) Lote de producción a comunicar por cualquier repuesto

Lot.

NORDRIVE®
TRANSPORT SOLUTIONS

NORDRIVE® is a registered trademark of
LAMPA S.p.A.
Via G. Rossa 53/55, 46019 Viadana (MN) ITALY
Tel. +39 0375 820700
UNI EN ISO 9001:2008 Certified Company
www.nordrive.it
www.lampa.it